

Reliable Power Protection for Today's Computing Environments.

E Series DX Uninterruptible Power System

Product Focus



Product Snapshot

Power Rating:	1kVA-20kVA
Voltage:	80 to 300 Vac
Frequency:	50/60 Hz (auto-sensing)
Technology:	High-frequency double-conversion

Introducing the E Series DX UPS

The E Series® DX UPS double-conversion UPS affordably protects mission critical applications from downtime, data loss and corruption. The double-conversion architecture incorporates rectifier and inverter stages to completely isolate the output power from all input anomalies. By adapting to a wide range of input voltages, the E Series DX avoids battery usage during minor power fluctuations, saving its capacity for times when utility power is completely lost.

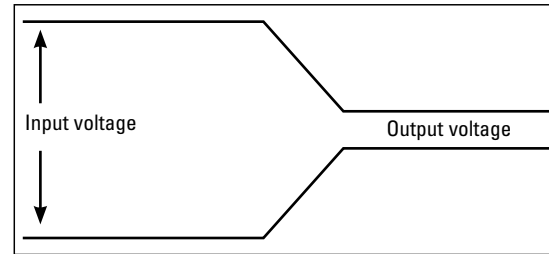
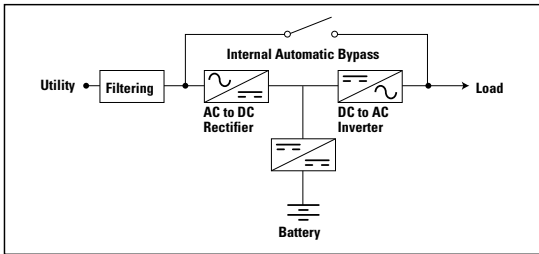


Features

- Double conversion topology assures maximum reliability
- Wide input-voltage range appropriate for the harshest electrical environments
- Standard Models for fixed-run time performance
- Tested for generator compatibility
- Automatic bypass for fault-tolerance
- Optional SNMP communications provides remote network-based monitoring
- XL Models for customized, long run-time applications, with fast recharging
- Cold start on battery power allows portable power
- WINPOWER software monitors power conditions
- Intuitive front-panel user interface for consistent status indication



Powering Business Worldwide



Double-conversion topology

This topology guarantees consistently high level of power quality. Whatever the disturbances on the distribution waveform is regenerated via the AC to DC then DC to AC conversion process. The battery is used only as a backup source.

High performance and reliability

DX uses High Frequency technology to bring its users a compact UPS that delivers perfect sine wave output.

Wide Input-voltage range

DX UPS have a very wide input voltage range up to 120-300V, optimized to improve compatibility with engine generator sets and reduce the numbers of transfer to battery power. The batteries are used only for the most serious incidents, maximizing available back-up time and extending battery life.

Automatic bypass


In case of overload or UPS fault, DX UPS automatically transfers the load to utility AC power.

Advanced communications

An RS232 port is available for easy connection of the UPS to the server. It maybe used for local monitoring. An optional SNMP card is also available for network administration.

WINPOWER monitoring software can be used to:

- Alert users of a power event or pre specified condition
- Automatically shut down your servers
- Remotely supervise and control UPS



High-performance battery charger

The DX battery charger:

- reduces battery recharge time
- protects the battery against damage caused by deep discharge
- avoids disturbances on the distribution system by correcting the power factor
- avoids propagating faults on the distribution system (back feed protection)

Cold start on battery power


This function ensures trouble free start-up of your applications even during a utility power outage.

Backup times from 5 minutes to several hours

DX UPS offers a standard backup time of 5-8 minutes on full load to protect the applications. Using XL models allows you to reach several hours of runtime using external batteries.

E SERIES DX REAR PANEL

- 1. Output receptacles
- 2. Input/Output Terminal Block
- 3. AC Input
- 4. Modem Surge Protection
- 5. Standard RS232 Communication Port
- 6. Optional SNMP Communication Port
- 7. Extended Battery Connector (XL models only)



E SERIES DX BATTERY RUNTIME CHART

HV Model	1000	2000	3000	6000	10000 1:1	10000 3:1	15000 3:1	20000 3:1
Battery Runtime 1/2 load	14min	31min	16min	20min	16min	External bat	External bat	External bat
Battery Runtime Full load	7min	11min	>5min	8min	>5min	External bat	External bat	External bat

E SERIES DX UPS TECHNICAL SPECIFICATIONS - HIGH VOLTAGE MODELS

Model Numbers/Watts	E Series DX 1000/700	E Series DX 2000/1400	E Series DX 3000/2100	E Series DX 6000/4200	E Series DX 10000 1:1/7000	E Series DX 10000 3:1/7000	E Series DX 15000 3:1/10500	E Series DX 20000 3:1/14000
Standard Version	EDX1000H	EDX2000H	EDX3000H	EDX6000H	EDX10000H	N/A		
XL Version External Battery	EDX1000HXL	EDX2000HXL	EDX3000HXL	EDX6000HXL	EDX10KHXL	EDX10KHXL31	EDX15KHXL31	EDX20KHXL31

Technology

	Double Conversion IGBT with Micro-controller							
--	--	--	--	--	--	--	--	--

Input / Output

Nominal Input Voltage	220 Vac		220 Vac	380/220 Vac three-phase
Input Voltage Window	122 to 300 Vac		122 Vac to 300 Vac	20% / -25%
Nominal Output Voltage	220 Vac		220 Vac	220 Vac
Output Voltage on Battery	220 Vac		220 Vac	220 Vac
Frequency	50/60Hz, auto-detection			
Data Line Protection	Input / Output jacks included for Telephone / Modem / Internet Line surge protection			N/A
Output receptacles	4 ea, IEC style		Hard Wired	
Input receptacles	IEC C14	IEC C20	Hard Wired	

Battery

Battery type	Sealed, Lead-Acid battery (12V)				User-Supplied External Battery			
Charge Capacity	8 hours to recover 90% capacity				User-Supplied External Battery			
Battery Monitoring	Battery Replacement indicator				User-Supplied External Battery			
Start-On-Battery	Unit can be started without being connected to AC utility power -- allows for portable power source				User-Supplied External BatteryUser			

Interface

Visual	Operation on mains, battery, inverter, bypass and load/battery-charging levels							
--------	--	--	--	--	--	--	--	--

Alarm and Controls

Audible and Visual Alarms	Battery Operation Mode, Low Battery, General Fault, Overload, On Bypass							
Control	Two buttons for On/Off, and Alarm Silence							

Communications / management

Power Management Software	WINPOWER power management software, included on CD							
Connection Type	Standard RS232							
SNMP Interface	Optional SNMP card							

Environment

Operating Temperature	0°C ~ 40°C		
Humidity	<95%		
Noise Level	<50dB (others)	<55dB	
Certification	CE, ISO 9001		

Dimensions and weights W x H x D mm

Dimensions (High Volt models)	145x200x400	145x200x465	192 x 340 x 460	260 x 717 x 570				
Weight (High volt models) Kg	14 (XL: 7)	32 (XL: 15)	35.5 (XL: 16)	84 (XL: 35)	93 (XL: 38)	(XL: 39)	(XL: 55)	

Battery Run Times (in minutes)

	1000	2000	3000	6000	10000 1:1	10000 3:1	15000 3:1	20000 3:1
Battery Runtime 1/2 load	14min	31min	16min	20min	16min	External bat	External bat	External bat
Battery Runtime Full load	7min	11min	>5min	8min	>5min	External bat	External bat	External bat

*Input voltage range depends on UPS load. Please refer to the detailed specifications for input voltage range for the estimated UPS load.
In the interests of continuous product improvement all specifications are subject to change without notice.

SINGAPORE
Tel : +65 6825 1684
Fax : +65 6825 1689
EatonSEA@eaton.com

INDONESIA
Tel : +62 21 2949 9000
Fax : +62 21 2949 9001

MALAYSIA
Tel : +603 7804 3618
Fax : +603 7803 6193

THAILAND
Tel : +66 2575 0530
Fax : +66 2575 1579

VIETNAM
Hanoi
Tel : +84 4 3936 5303
Fax : +84 4 3936 5307

Ho Chi Minh
Tel : +84 8 6255 6737
Fax : +84 8 6255 6801

Eaton is a trade name, trademark and/or service mark of Eaton Corporation or its subsidiaries and affiliates.